



Puzzle adições




✂



1


2

✂



0+1


✂



1+0

www.edukinclusiva.pt


✂



1


2

✂



1+1


✂



0+2

www.edukinclusiva.pt


✂



1


2

✂



3+0

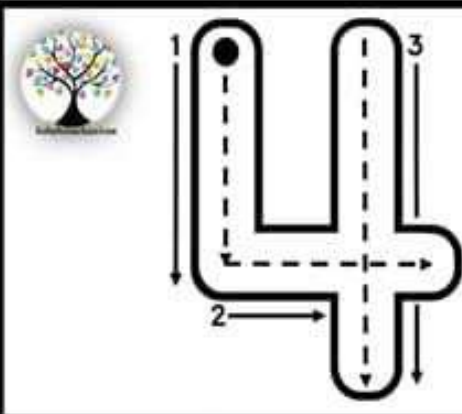
✂




1+2

www.edukinclusiva.pt


✂



✂




$3+1$




$2+2$

www.edukinclusiva.pt


✂



✂




$3+2$




$4+1$

www.edukinclusiva.pt


✂



✂




$3+3$




$4+2$

www.edukinclusiva.pt


Scissors icon



Scissors icon



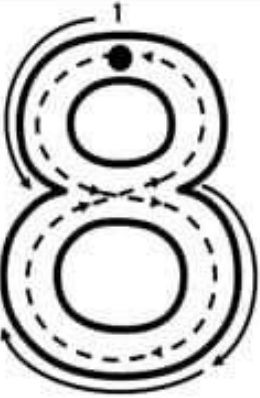
$6+1$




$3+4$

www.edukinclusiva.pt


Scissors icon



Scissors icon




$4+4$




$2+6$

www.edukinclusiva.pt


Scissors icon



Scissors icon




$5+4$




$2+7$

www.edukinclusiva.pt

10





8+2



6+4



www.edukinclusiva.pt

This row contains a large number '10' with stroke order arrows and numbers '1' and '2'. To its right are two children holding signs with simple addition problems. The first child, wearing a red cap, holds a sign with '8+2'. The second child, wearing an orange cap, holds a sign with '6+4'. A tree logo is in the top left corner of the row.



www.edukinclusiva.pt

This row features a tree logo in the top left corner. It contains two children holding empty rectangular signs. The first child is wearing a teal cap, and the second child is wearing a blue cap.



www.edukinclusiva.pt

This row features a tree logo in the top left corner. It contains two children holding empty rectangular signs. The first child is wearing a pink cap, and the second child is wearing an orange cap.